

Institute of Information and Prognoses of Education

Department of Higher Education Institutions

Higher Education in numbers and graphs

Bratislava 2005

Higher Education Institutions in Slovakia (2005)

Public Institutions of Higher Education

Comenius University in Bratislava	http://www.uniba.sk
Pavol Jozef Šafárik University in Košice	http://www.upjs.sk
University of Prešov in Prešov	http://www.unipo.sk
University of St. Cyril nad Methodius in Trnava	http://www.ucm.sk
Catholic University in Ružomberok	http://www.ku.sk
J. Selye University in Komárno	http://www.selyeuni.sk
University of Veterinary Medicine in Košice	http://www.uvm.sk
University of Constantine the Philosopher in Nitra	http://www.ukf.sk
Matej Bel University in Banská Bystrica	http://www.umb.sk
University of Trnava in Trnava	http://www.truni.sk
Slovak University of Technology in Bratislava	http://www.stuba.sk
University of Technology in Košice	http://www.tuke.sk
University of Žilina in Žilina	http://www.utc.sk
Trenčín University of Alexander Dubček in Trenčín	http://www.tnuni.sk
University of Economics in Bratislava	http://www.euba.sk
Slovak University of Agriculture in Nitra	http://www.spu.sk
University of Technology in Zvolen	http://www.tuzvo.sk
Academy of Music and Dramatic Arts in Bratislava	http://www.vsmu.sk
Academy of Fine Arts and Design in Bratislava	http://www.vsvu.sk
Academy of Arts in Banská Bystrica	http://www.aku.sk

State Institutions of Higher Education**Academy of Armed Forces of General Milan****Rastislav Štefánikin Liptovský Mikuláš**<http://www.valm.sk>**Police Academy in Bratislava**<http://www.minv.sk/apz/>**Slovak Medical University in Bratislava**<http://www.szu.sk>**Private Institutions of Higher Education****Bratislava University of Law in Bratislava**<http://www.uninova.sk>**College of Economy and Management of Public****Administration in Bratislava**<http://www.vsemvs.sk>**College of Management in Trenčín**<http://www.vsm.sk>**SS. Elizabeth College of Health Care and****the Social Work in Bratislava**<http://www.vssvalzbety.sk>**College in Sládkovičovo**

The higher education institutions and faculties in Slovak Republic

	2000	2001	2002	2003	2004	2005
Higher Education Institutions	23	23	24	25	27	28
Public	18	18	19	19	20	20
State	3	3	4	4	3	3
Private	2	2	1	2	4	5
Faculties – type of	96	96	103	107	113	114
University	40	40	46	49	55	55
Technology	18	18	19	20	21	21
Economics	16	16	16	16	19	20
Agriculture	7	7	7	8	8	8
Art	8	8	8	8	8	8
Military and Police	7	7	6	6	2	2

Faculties:

university which concentrate on theological education, natural sciences, medicine, pharmacy, veterinary medicine, humanities, arts, philology, law and education

technology which concentrate on mechanical engineering, electrical engineering and informatics, production technologies, metallurgy and civil engineering, transport and communications

economics which concentrate on economics and management

agriculture with concentrate on agriculture – forestry sciences

art which concentrate on performing arts, fine art and design, drama, music and dance, film and television

military and police which concentrate on military and security sciences

**Number of full-time students in public higher education institutions in
2000 – 2004 according to the study programmes (students of Slovak nationality)**

Category of study programmes	2000	Increase/dec rease	2001	Increase/dec rease	2002	Increase/dec rease	2003	Increase/dec rease	2004	Increase/dec rease
Natural sciences	5966	840	6153	187	6392	239	6764	372	6005	-759
Technological sciences and theories	30817	907	30907	90	31645	783	29706	-1939	33008	3302
Agricultural sciences and theories	7 698	820	7 828	130	7 851	23	7488	-363	6622	-866
Medicinal and pharm. sciences and theories	4 810	107	4 835	25	5 795	960	6280	485	6920	640
Humanities, theories and service	41 453	2 087	42 445	992	45 274	2 829	46640	1366	49823	3183
Sciences and theories about art	2 378	237	2 851	473	3 120	269	3303	183	3047	-256
Military and police sciences and theories	0	64	0	0	345	0	410	65	769	359
Total	93 122	5 062	95 019	1 897	100 422	5 058	100591	169	106194	5603

Source: Statistical Yearbooks of Education SR (1999, 2000 2001 2002 2003 2004)

**Number of part-time students in public higher education institutions in
2000 – 2004 according to the study programmes (students of Slovak nationality)**

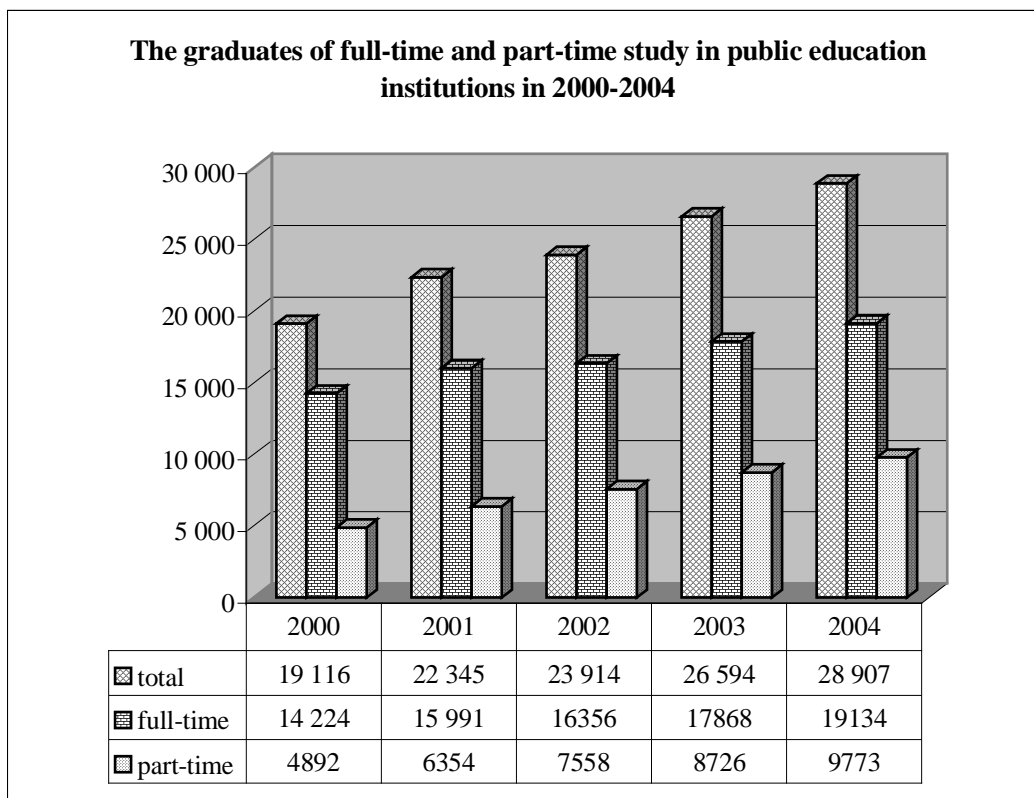
Category of study programmes	2000	Increase/decrease	2001	Increase/decrease	2002	Increase/decrease	2003	Increase/decrease	2004	Increase/decrease
Natural sciences	1 437	1 043	1 618	181	1 475	-143	2 047	572	1177	-870
Technological sciences and theories	5 133	2 016	5 846	713	6 958	1 112	8 139	1181	7004	-1135
Agricultural sciences and theories	2 237	226	2 725	488	2 728	3	3 098	370	2836	-262
Medicinal and pharm. sciences and theories	1 205	768	1 368	163	1 911	543	3 891	1980	3667	-224
Humanities, theories and service	27 993	4 912	32 761	4 768	31 317	-1 444	33 682	2365	34566	884
Sciences and theories about art	374	306	656	282	656	0	673	17	266	-407
Military and police sciences and theories	214	82	0	0	460	0	584	124	851	267
Total	38 593	9 353	44 974	6 595	45 505	71	52 114	6609	50367	-1747

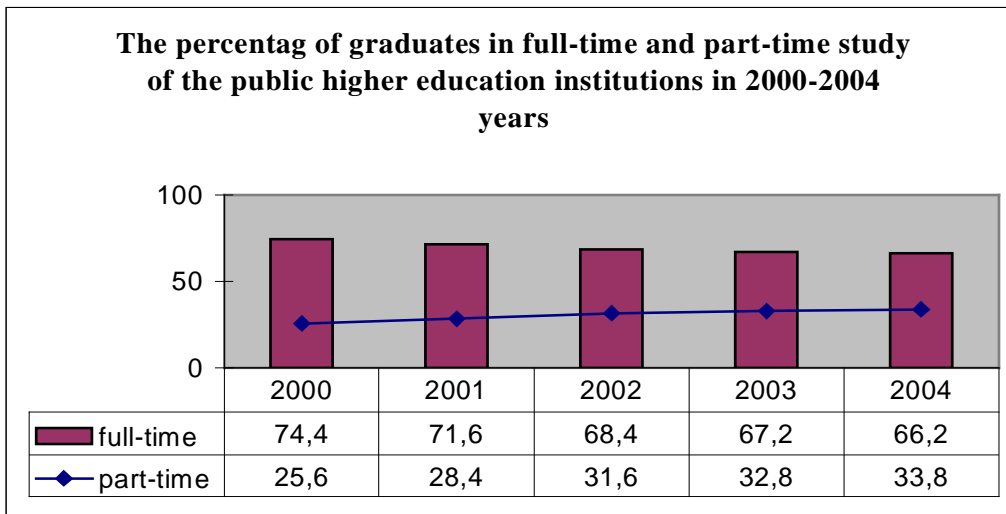
Source: Statistical Yearbooks of Education SR (1999, 2000 2001 2002 2003 2004)

New entrants in higher education institutions according to mode of study

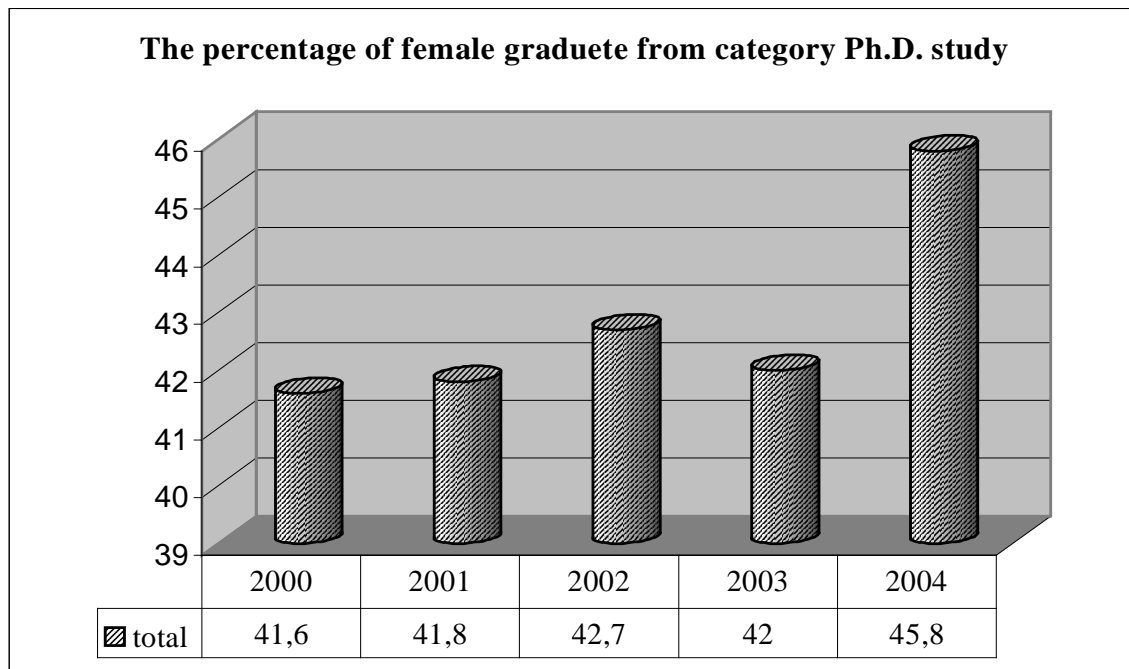
	2000	2001	2002	2003	2004
Total	33944	37 400	21127	39207	31905
Full-time study	24279	24 618	13070	24150	16187
Percentage quotient from total	71,5	66	61,9	61,6	50,7
Part-time study	9665	12 782	8057	15057	15718
Percentage quotient from total	28,5	34	38,1	38,4	49,3

Source: Statistical Yearbooks of Education

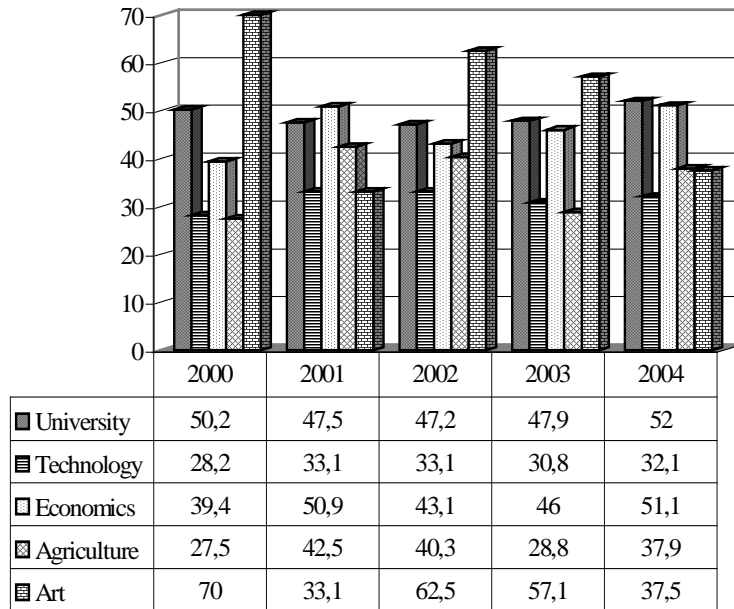




Source: Statistical Yearbooks of Education SR



The percentage of women according to type of faculties in the group from Ph.D. study graduates



Source: Statistical Yearbooks of Education SR

